


# UpToDate® News

90 day reverification on the UpToDate App no longer needed.

## YOU ARE AN EXISTING UPTODATE USER

If you already have an existing UpToDate account follow these instructions to access UpToDate via your HSE Library account

- Be on a HSE PC or HSE laptop on an HSE Network
- In an HSE building
- Have an active HSE Library Account.
  - Register for a HSE Library Account if you don't already have one
  - Use your @hse.ie email if possible




## Existing UpToDate User

1. Go To UpToDate
2. Click on Register
3. Then select Merge, the second option.
4. **This will keep your CME credits on one account**
5. Follow the on screen instructions
6. You will need your username
7. Use the verification code sent to your email address to activate your account

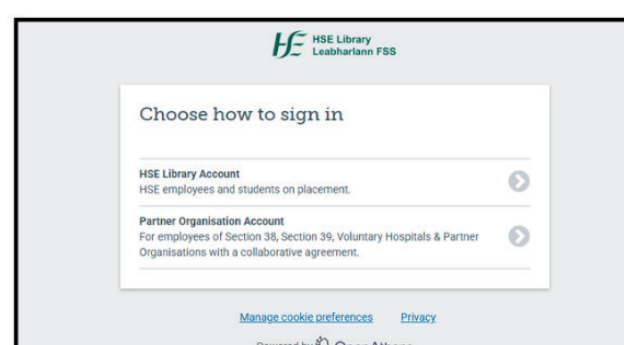
**NOTE:** Merging works best if the email address on your UpToDate Account matches that of your HSE Library Account.



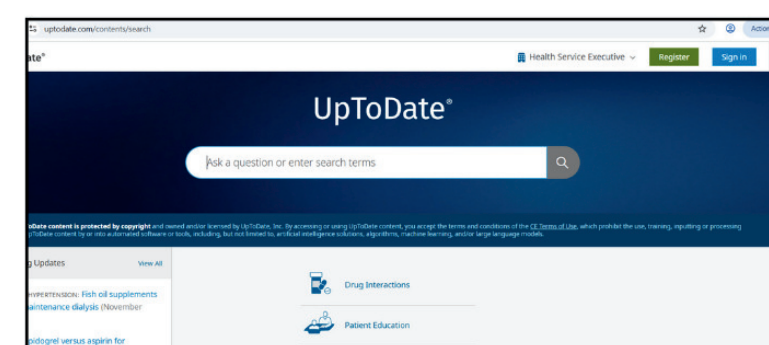
1. Scan QR Code



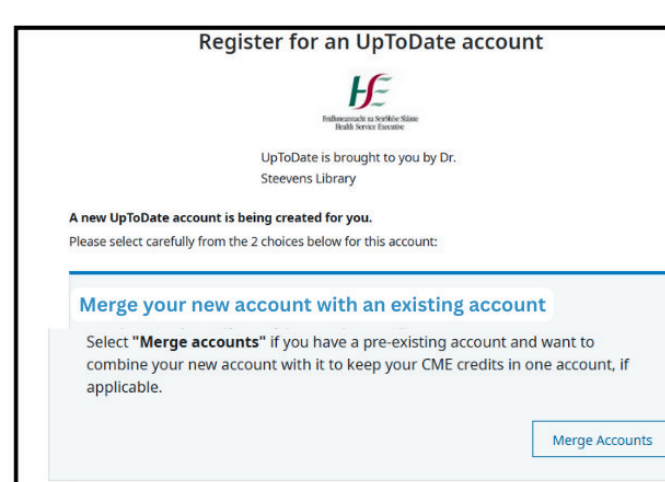
2. Type HSE Library



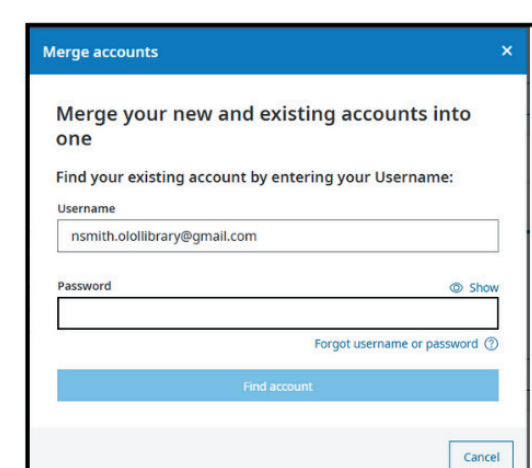
3. Select HSE Library Account



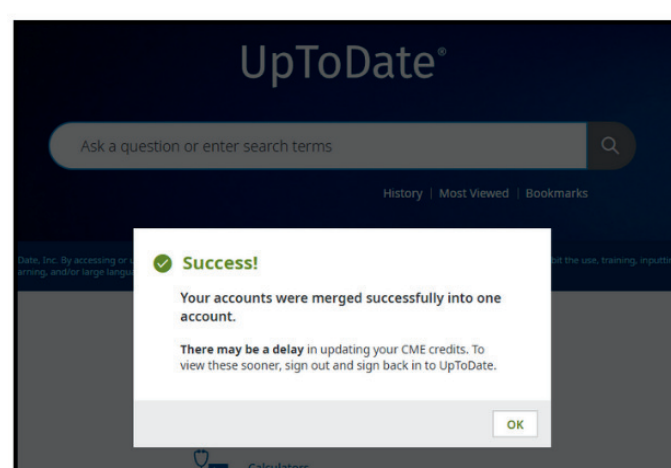
4. Select **Register**




5. Select Merge Accounts



6. Input Username & Password



7. Download UpToDate App



**IMPORTANT: IF YOU HAVE ANY DIFFICULTY MERGING YOUR ACCOUNTS YOU MUST CONTACT UPTODATE DIRECTLY WITH YOUR USERNAME EMAIL ADDRESS/ES, AND ASK FOR SUPPORT BY EMAIL AT CUSTOMERSERVICE@UPTODATE.COM**

Contact Us

[www.hselibrary.ie](http://www.hselibrary.ie)

**HSE Library**  
Leabharlann FSS